

# Euro gauge Remote reading thermometer

## Model : T230

Spec. sheet no. TD02-08

### Service intended

This thermometer is used for measuring temperature of corrosive and non-corrosive fluid in all industries. It operates in aggressive and non-aggressive environment. Linear dials and temperature compensate line assure an accurate temperature indication at varying ambient conditions.



### Nominal diameter

100 and 160 mm

### Accuracy

±2.0 % of full scale

### Measuring system (SAMA class III B)

Organic gas : 0 ~ 200 °C

Inert gas : -200 ~ 700 °C

### Working range

Maximum scale value

### Degree of protection

EN60529/IEC529/IP67 (100 mm)



## Standard features

### Location of stem and mounting

Bottom connection, surface, case mounting  
Lower back connection, flush, case center mounting

### Case

304SS

### Cover

304SS  
Bayonet type

### Window

Tempered safety glass

### Capillary

Capillary : 1.6/0.2 mm, 316SS  
Armored : 7.5/5.5 mm, 304SS

### Dial

White aluminium with black graduation

### Pointer

Black painted aluminium alloy

### Stem

8.0, 10.0 and 12.0 mm  
316SS and 316L SS

### Stem, process connection

3/8", 1/2", 3/4" PT, NPT and PF

### Option

±1.0 % of full scale  
Window : Safety glass  
Special range : 0 ~ 700 °C

**1. Base model**

**T230** Euro gauge remote reading thermometer

**2. Nominal diameter (mm)**

**4** 100  
**6** 160

**3. Type of mounting**

**B** Bottom connection, surface, case mounting plate  
**M** Lower back connection, flush, case center mounting plate

**4. Stem material**

**1** 316SS  
**2** 316L SS

**5. Stem, process connection**

**A** None  
**D** 3/8"  
**E** 1/2"  
**F** 3/4"

**6. Stem connection type (CF: Compression fitting)**

**A** None  
**E** CF + PT  
**F** CF + NPT  
**G** CF + PF  
**H** MT + PT (Movable thread)  
**I** MT + NPT (Movable thread)  
**J** MT + PF (Movable thread)

**7. Stem outer diameter (mm)**

**2** 8.0  
**3** 10.0  
**4** 12.0  
**Z** Other

**8. Range**

**XXX** Refer to scale range table

**9. Capillary length (m)**

**P** 2  
**Q** 3  
**S** 5  
**V** 8  
**X** 10  
**Z** Other

**10. Accessories**

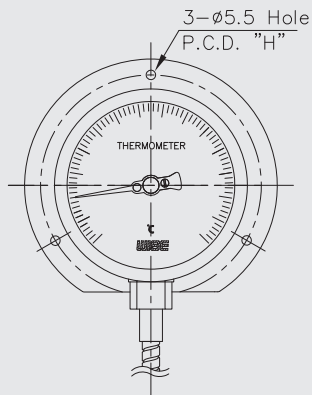
**0** None  
**1** Thermowell  
**2** Special accuracy ( $\pm 1.0$  % of full scale)  
**3** Thermowell and special accuracy

1	2	3	4	5	6	7	8	9	10
<b>T230</b>	<b>4</b>	<b>B</b>	<b>1</b>	<b>E</b>	<b>C</b>	<b>2</b>	<b>XXX</b>	<b>P</b>	<b>1</b>

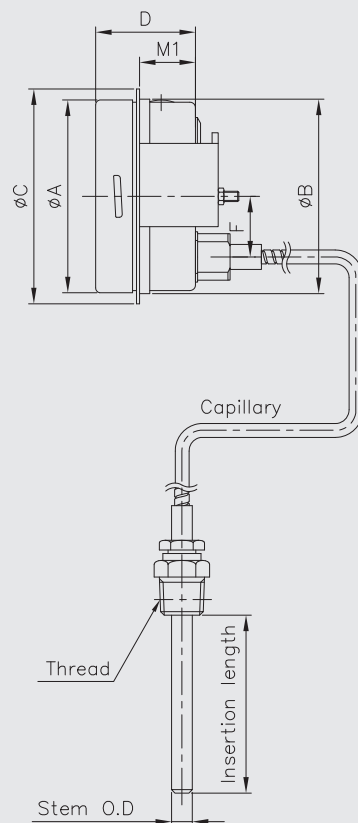
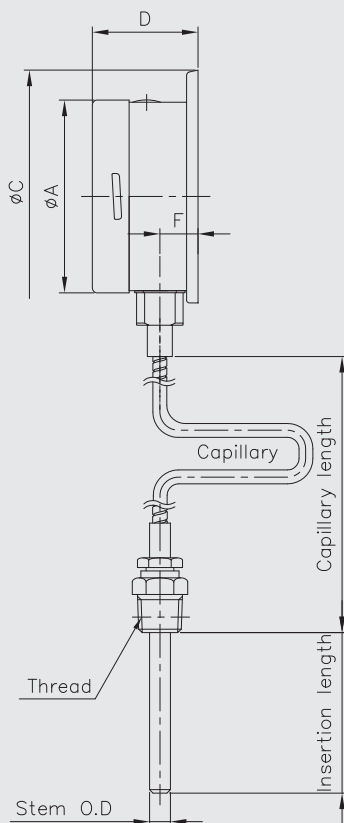
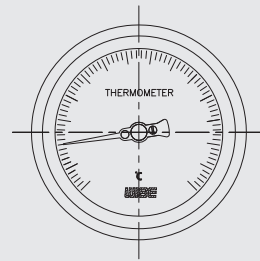
Sample  
ordering code

## T230 : Type of mounting

Code B



Code M



Dimensions (mm)

Dial Size	Available code	A	B	C	D±2	F±1	H	M1
100	B	101.3		133	54.4	19.4	116	
	M	101.3	101	107.5	50	29		29.5
160	B	160.6		196	56	19.4	178	

## Scale ranges

Code	Scale range (°C)	Scale spacing(°C)	Minimum stem length (mm)			Standard stem length (mm)		
			8.0	10.0	12.0	8.0	10.0	12.0
031	-200 ~ 100	5	100	85	65	200	130	100
032	-50 ~ 50	2	100	85	65	200	130	100
037	-50 ~ 100	5	100	88	65	200	130	100
054	-30 ~ 50	2	100	85	65	200	150	100
059	-30 ~ 100	2	100	85	65	200	130	100
061	-30 ~ 120	5	100	85	65	200	130	100
069	-20 ~ 50	2	100	85	65	200	130	100
074	-20 ~ 100	2	100	85	65	200	130	100
079	-20 ~ 150	5	100	85	65	200	130	100
084	-10 ~ 50	1	100	85	65	200	130	100
099	0 ~ 50	1	100	85	65	200	130	100
100	0 ~ 60	1	100	85	65	200	130	100
101	0 ~ 70	2	100	85	65	200	130	100
102	0 ~ 80	2	100	85	65	200	130	100
104	0 ~ 100	2	100	85	65	200	130	100
106	0 ~ 120	2	100	85	65	200	130	100
109	0 ~ 150	5	100	85	65	200	130	100
114	0 ~ 200	5	100	85	65	200	130	100
119	0 ~ 250	5	100	85	65	200	130	100
124	0 ~ 300	5	100	85	65	200	130	100
129	0 ~ 350	5	100	85	65	200	130	100
134	0 ~ 400	10	100	85	65	200	130	100
144	0 ~ 500	10	100	85	65	200	130	100
154	0 ~ 600	10	100	85	65	200	130	100
164	0 ~ 700	10	100	85	65	200	130	100

\* 0 ~ 700 °C/Special range

\* -200 ~ 100 °C/Special range

## Insertion length

Code	1	2	3	4	5	6	7	8	9	A	B	C
Length (mm)	50	60	70	80	100	120	130	150	175	200	225	250

Code	D	E	F	G	H	J	K	L	M	N	P
Length (mm)	275	300	350	375	400	450	500	550	1,000	1,500	2,000